







TUBULAR-S

Item code	86.SD01.1333.02				
Product type	Indoor				
Category	Surface Downlights				
Family	TUBULAR-S				
Pictograms	<div><div></div><div><div>220 240 V</div></div><div><div></div><div>850°</div></div><div><div>CRI</div><div>80</div></div><div></div></div> <div><div>On Off</div><div></div><div><div>IP</div><div>20</div></div><div><div>50000h L80B10</div></div></div>				

Product	
Real power (W)	10
Real luminous flux (Lm)	800
Luminous efficiency (Lm/W)	80
Beam angle (°)	40
Life time (h)	50000h L80B10
IP	IP65
Control gear	DALI
Colour temperature (K)	3000
Colour consistency (SDCM)	SDCM3
CRI	80

Dimensions

Product dimensions (mm) Ø75X100 mm

Scheme

